

141603-4 ✓ ACTIVE

AMPMODU | AMPMODU IV/V

TE Internal #: 141603-4

Connector Contact, Receptacle, Wire-to-Board, 26 – 20 AWG Wire Size, 254 – 1021 CMA Wire Size, .13 – .57 mm² Wire Size, Gold, Bag, AMPMODU IV/V

[View on TE.com >](#)



Connectors > PCB Connectors > Wire-to-Board Connectors > Wire-to-Board Connector Contacts



Contact Type: **Receptacle**

Connector System: **Wire-to-Board**

Wire Size: .13 – .57 mm²

Features

Product Type Features

Applied Pressure	Standard
Connector System	Wire-to-Board
Sealable	No
Connector & Contact Terminates To	Wire & Cable

Electrical Characteristics

Termination Resistance	20 mΩ
Operating Voltage	250 VAC

Contact Features

Mating Square Post Dimension	.64 mm[.025 in]
Contact Retention Within Housing	With
Contact Underplating Material Thickness	1.27 μm[50 μin]
Wire Contact Termination Area Plating Material	Gold Flash
Contact Mating Area Plating Material Thickness	.76 μm[30 μin]
Contact Orientation	Straight
Contact Underplating Material	Nickel
Contact Base Material	Phosphor Bronze
Contact Type	Receptacle
Contact Mating Area Plating Material	Gold
Contact Current Rating (Max)	4.4 A

Termination Features



Termination Method to Wire & Cable	Crimp
------------------------------------	-------

Mechanical Attachment

Contact Retention Type Within Housing	Locking Lance
---------------------------------------	---------------

Wire Insulation Support	With
-------------------------	------

Dimensions

Accepts Wire Insulation Diameter Range	1.4 mm [.055 in]
--	------------------

Wire Size	.13 – .57 mm ²
-----------	---------------------------

Usage Conditions

Operating Temperature Range	-65 – 105 °C [-85 – 221 °F]
-----------------------------	-----------------------------

Operation/Application

Circuit Application	Signal
---------------------	--------

Industry Standards

Glow Wire Rating	Standard Part - Not Glow Wire
------------------	-------------------------------

Packaging Features

Packaging Quantity	200
--------------------	-----

Packaging Method	Bag
------------------	-----

Product Compliance

[For compliance documentation, visit the product page on TE.com>](#)

EU RoHS Directive 2011/65/EU	Compliant
------------------------------	-----------

EU ELV Directive 2000/53/EC	Compliant
-----------------------------	-----------

China RoHS 2 Directive MIIT Order No 32, 2016	No Restricted Materials Above Threshold
---	---

EU REACH Regulation (EC) No. 1907/2006	Current ECHA Candidate List: JUNE 2022 (224) Candidate List Declared Against: JUNE 2022 (224) Does not contain REACH SVHC
--	---

Halogen Content	Low Halogen - Br, Cl, F, I < 900 ppm per homogenous material. Also BFR/CFR/PVC Free
-----------------	---








Solder Process Capability	Not applicable for solder process capability
---------------------------	--

Product Compliance Disclaimer

This information is provided based on reasonable inquiry of our suppliers and represents our current actual knowledge based on the information they provided. This information is subject to change. The part numbers that TE has identified as

EU RoHS compliant have a maximum concentration of 0.1% by weight in homogenous materials for lead, hexavalent chromium, mercury, PBB, PBDE, DBP, BBP, DEHP, DIBP, and 0.01% for cadmium, or qualify for an exemption to these limits as defined in the Annexes of Directive 2011/65/EU (RoHS2). Finished electrical and electronic equipment products will be CE marked as required by Directive 2011/65/EU. Components may not be CE marked. Additionally, the part numbers that TE has identified as EU ELV compliant have a maximum concentration of 0.1% by weight in homogenous materials for lead, hexavalent chromium, and mercury, and 0.01% for cadmium, or qualify for an exemption to these limits as defined in the Annexes of Directive 2000/53/EC (ELV). Regarding the REACH Regulation, the information TE provides on SVHC in articles for this part number is based on the latest European Chemicals Agency (ECHA) 'Guidance on requirements for substances in articles' posted at this URL: <https://echa.europa.eu/guidance-documents/guidance-on-reach>

Compatible Parts

 <p>TE Part # 843473-1 EXTRACTION TOOL</p>	 <p>TE Part # 925370-5 MOD IV REC HSG 2X5P.</p>	 <p>TE Part # 925366-8 MOD 4 REC.HSG 1X08P</p>	 <p>TE Part # 925370-6 MOD.IV REC HSG, 2X6P</p>
 <p>TE Part # 926476-8 MOD 4 HSG</p>	 <p>TE Part # 926475-3 03P MODU 4 HSG.S.R.</p>	 <p>TE Part # 926475-4 MOD 4 HSG</p>	 <p>TE Part # 925369-3 MOD 4 REC.HSG 1X03P</p>
 <p>TE Part # 925369-6 MOD 4 REC.HSG 1X06P</p>	 <p>TE Part # 925370-2 MOD IV REC HSG, 2X2P</p>	 <p>TE Part # 925369-2 MOD 4 REC.HSG 1X02P</p>	 <p>TE Part # 925370-4 MOD IV REC HSG 2X4 POS</p>
 <p>TE Part # 925367-4 MOD 4 REC.HSG 2X04P</p>	 <p>TE Part # 925369-5 MOD 4 REC.HSG 1X05P</p>	 <p>TE Part # 925370-3 MOD IV REC HSG, 2X3P</p>	 <p>TE Part # 926476-6 MOD 4 HSG</p>



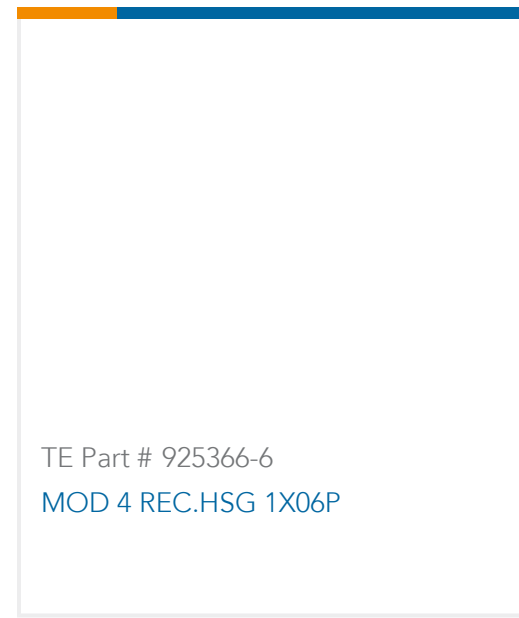
TE Part # 1-925366-0
MOD 4 REC.HSG 1X10P



TE Part # 1-926476-0
MOD 4 HSG

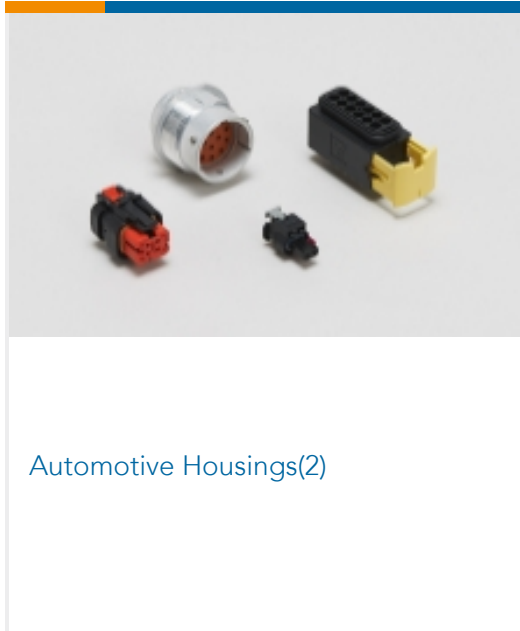


TE Part # 5-925370-0
MOD IV REC HSG, 2X50P

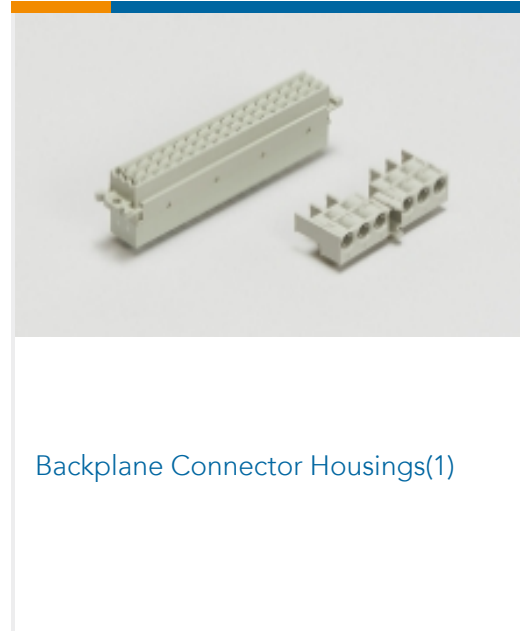


TE Part # 925366-6
MOD 4 REC.HSG 1X06P


Also in the Series | AMPMODU IV/V



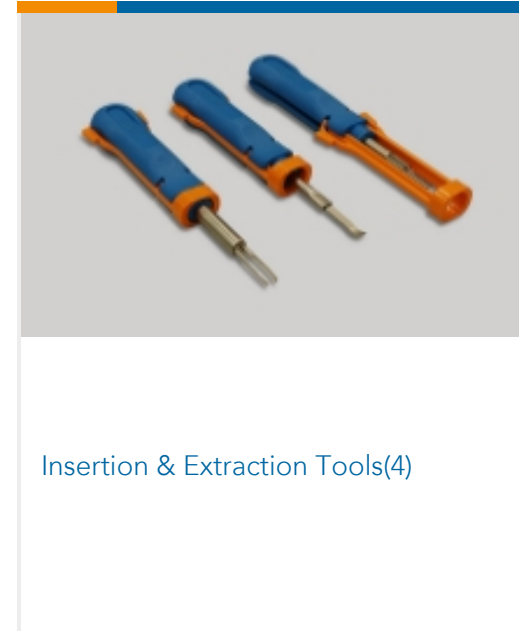
Automotive Housings(2)



Backplane Connector Housings(1)




Board-to-Board Connector Contacts(6)



Insertion & Extraction Tools(4)



PCB Connector Covers(18)



PCB Connector Keying(6)




PCB Connector Mounting(1)




PCB Connector Strain Relief(3)




PCB Headers & Receptacles(939)



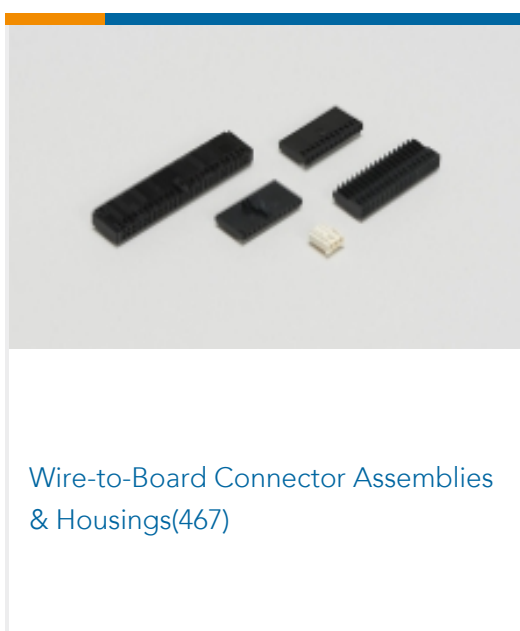
PCB Latches, Locks & Retainers(7)



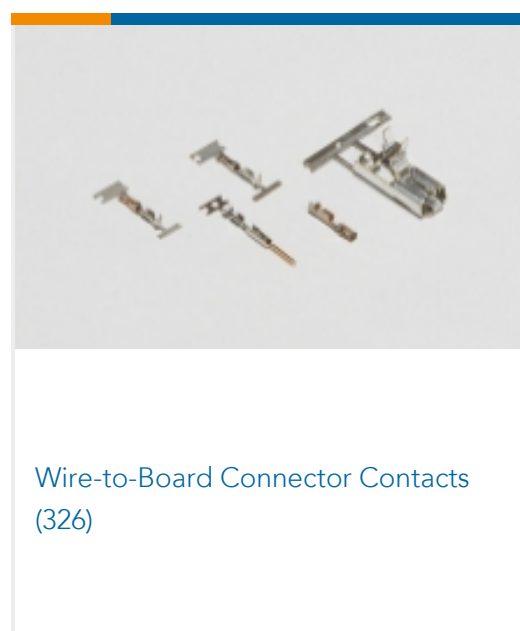
Rectangular Connector Housings(5)



Standard Rectangular Connectors(8)



Wire-to-Board Connector Assemblies
& Housings(467)



Wire-to-Board Connector Contacts
(326)



Documents

Product Drawings

[MOD-4 REC.CONTACT](#)

English

CAD Files

[3D PDF](#)

English

Customer View Model

[ENG_CVM_141603-4_O.3d_igs.zip](#)

English

Customer View Model

[ENG_CVM_141603-4_O.3d_stp.zip](#)

English

Customer View Model

[ENG_CVM_141603-4_O.2d_dxf.zip](#)

English

By downloading the CAD file I accept and agree to the [Terms and Conditions](#) of use.

Datasheets & Catalog Pages

[1773393_AMPMODU_EUROPEAN_STANDARD_PRODUCTS](#)

English

Product Environmental Compliance

[Product Compliance](#)

English

[Product Compliance](#)

English